





- LEGEND :**
-  **CENTRAL BUSINESS DISTRICT**
R.4C ZONES - 6 Storeys
 -  **OLDER BUILT-UP AREA OUTSIDE THE C.B.D.**
R.4D ZONES - 4 Storeys
R.4B ZONES - 6 Storeys
 -  **SUBURBAN AREA**
R.4A ZONES - 8 Storeys
R.4B ZONES - 10 Storeys
 -  **1993 ANNEXED AREAS SUBJECT TO TOWNSHIP ZONING REGULATIONS**

***SEE DAM 24, 26, 34, 36, 37, 38, 65 AND 67 AND SECTION 6.3 FOR UPDATED DOWNTOWN REGULATIONS**

*Updated to reflect new boundaries subject to Township Zoning Regulations, July 2005.

CITY OF GUELPH BY-LAW (1995) - 14864
As last amended by By-law (2010) - 19063
 SCHEDULE 'A'
MAXIMUM BUILDING HEIGHTS
OF RESIDENTIAL R4. ZONES

